

DROP-IN MICROSTRIP ISOLATORS AND CIRCULATORS

1.7 - 60GHz (Typically 10% Bandwidth, 20-24% wide band possible). Can be made to your exact frequency needs.
 All thin film circuits are gold on copper, suitable for soldering, (very easy with regular solder),
 (silver solder preferred), or gold thermo-compression. bonding
 Humidity 5 to 95% non-Condensing, Max Temperature during welding process: +350 °C @ 25 msec.

RDKF		Microstrip Drop-In on Carrier (1.7-37.5 GHz) Direct drop-in replacements for FDK and TDK	
		RDKF-4 Hole Model (1.7 - 15.7 GHz) Isolator or Circulator	
		RDKF-2 Hole Model (6.3 - 37.5 GHz) Isolator only	

MS	RADC-MS (3-Hole) Model 8.5-43GHz, 1-4 GHz Bandwidth, 2 Watts 4 Circulator Models			RADI-MS-2 Hole Model 27-45.5 GHz , 1-4GHz Bandwidth, 0.5-2Watts Isolator
	<ul style="list-style-type: none"> ➤ MS21 ➤ MS31 ➤ MS41 ➤ MS51 			



MSS		MSS Substrate Only Model <u>T format</u> mounting directly to Chassis or circuit board (2-60 GHz). <u>54-60 GHz</u> , Collision Avoidance High Power C-Band 5.2-5.95 GHz, 20 Watts, << MSS-Y Model 5.2-5.95 20W	MSSDM		MSSDM Substrate Only Model Dual Magnet 34-36 GHz Model Low Profile. >>>
	<p>1) -NM (Non Magnetic) mount on Non Magnetic material ie Aluminum 6 to 23GHz only</p> <p>2)-M (magnetic) mount on Steel / Kovar >1mm thick, (Default <6GHz // >24GHz) to give correct magnetic field to ensure over temperature performance. If mounted on aluminum will meet</p>	<p>The devices should be mounted on the NON MAGNETIC carrier or base. The minimal thickness is 1.5mm. Plating: Gold, RoHS and REACH compliant. Load and Tuning conductor (97in3Ag). Optional location and configuration determined by vendor.</p>			





MSSM		RADI MSSM Model Metal Backed Substrate on Carrier 2.0-55GHz 0.25-20W (10% Bandwidth) Ferrite substrates on steel carriers. Same Footprint as the MSS and has a shim of steel added to the back allowing it to be mounted on Aluminum with out reservation.	MSS-DJ		RADI MSS-DJ Model Dual junction miniature Microstrip isolators/circulators provide better channel isolation, 33dB min., between antenna, transmitter and receiver. With less than 0.5dB (@ 10GHz loss through antenna to receiver channel.
-------------	--	---	---------------	--	---




DROP-IN STRIPLINE ISOLATORS AND CIRCULATORS



224MHz - 15GHz (Typically 10% Bandwidth). Can be made to your exact frequency needs.

All circuits are silver plated beryllium copper, suitable for soldering.

FH3-FF-FH		<p><u>FF Model Isolators and Circulators:</u> 370 to 600 MHz, 100 Watt Circulators or 10W Isolators 10 to 50 MHz Bandwidths Up to 10Watts Isolators</p>	
	<p><u>FH Model Isolator: 370 to 625 MHz</u> <u>FH3 Model Isolator: 224 to 320 MHz</u> Up to 40 MHz Bandwidths 100, 110 & 200 Watt Loads A20 / A30 100 Watt Attenuator</p>		

SS-D	<p><u>SS-D Models: 660MHz to 2.17GHz</u> Isolator DF Model: 200Watts Isolator DE Model: 100Watts/110Watts Isolator DD Model: 10Watts/20Watts Circulator DD Model: 200Watts</p>		TT-KDD \ TT-D	<p><u>Ultra low IMD Isolators.</u> 800-950MHz, IMD <80dBc Typ. <100dBc (2 x 25 Watt Tones)</p>	
		<p><u>Circulator DD Model:</u> <u>Isolator DE Model</u> with 20dB Attenuator allowing precise reverse power monitoring.</p>			

SS-C	<p><u>High Volume Stripline</u> <u>SS-C Models: 1500MHz-3.9GHz</u></p>		TT-C	<p><u>Ultra low IMD Isolators.</u> 1800-2100MHz IMD <80dBc Typ. <100dB (2x 30Watt Tones)</p>	
	<p><u>CC Model:</u> 200Watt Circulator/ Isolator10/15/20W Isolator</p>			<p><u>CD Model:</u> 110W Isolator 100W w/Attenuator with 20dB Attenuator allowing precise reverse power monitoring</p>	

SS-B	<p><u>SS-B Models 3.7-14.5 GHz, 1-4 GHz Bandwidth</u></p>		DD-SMT	<p><u>DD-SMT Circulator Model:</u> 660-1990MHz, 200 watts Compatible with other Surface mount units Full range of models</p>	
	<p>bb Circulator-40W bd Isolator-40W bbn Isolator-2W bb+ Isolator-2W</p>			<p><u>BD Model</u></p>	