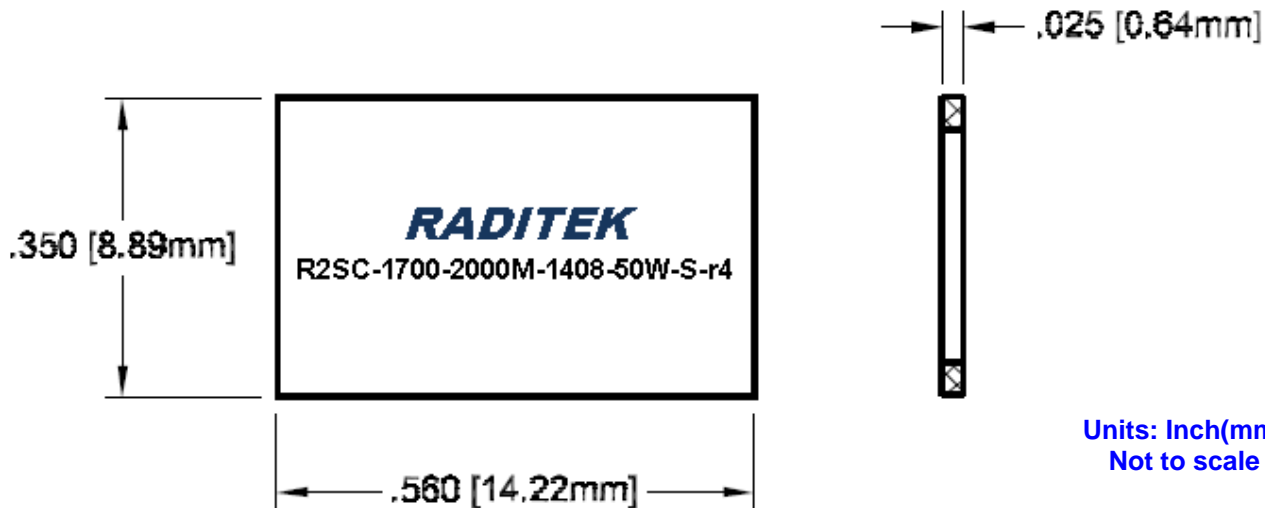


2-Way Splitter Combiner, 1700-2000MHz, 50 Watts, Surface Mount



Order Examples: R2SC-1700-2000M-1408-50W-S-r4

Description: (2-Way Splitter Combiner, 1700-2000MHz, Size 14.22x8.89mm, 50 Watts, Surface Mount)

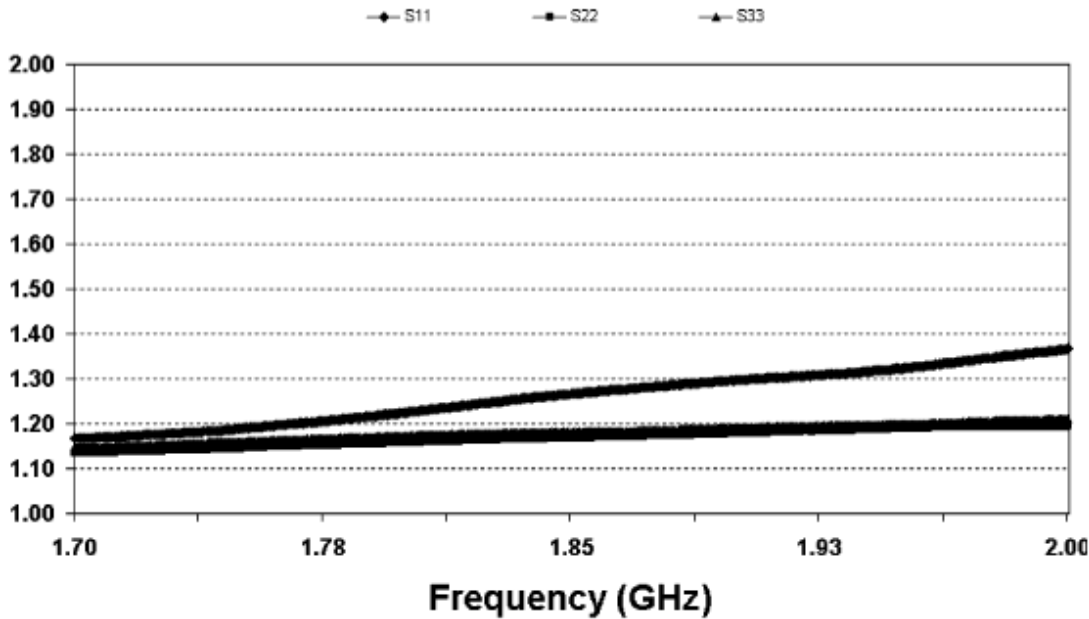
Specifications		Units
Frequency	1700-2000	MHz
Insertion Loss per leg	0.30	dB (max)
Isolation	20	dB (min)
VSWR (in/out)	1.40:1/1.30:1	(max)
Phase Balance	±2°	(max)
Amplitude Balance	±0.20	dB (max)
Input Power	50	Watts (max)

Power Rating Table	
Power (W)	Output VSWR Match
50	Up to 1.40:1
34	@ 1.50:1
28	@ 1.60:1
19	@ 1.70:1
17	@ 1.80:1
14	@ 1.90:1
13	@ 2.0:1

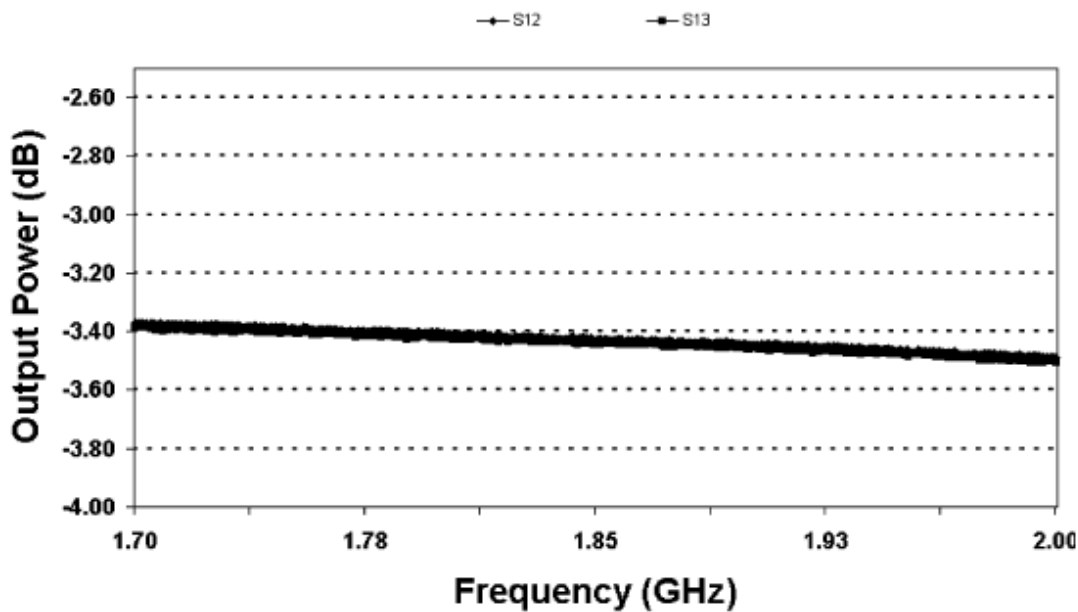
2-Way Splitter Combiner, 1700-2000MHz, 50 Watts, Surface Mount

Typical Electrical Characteristics (S-Parameter data)

Return Loss

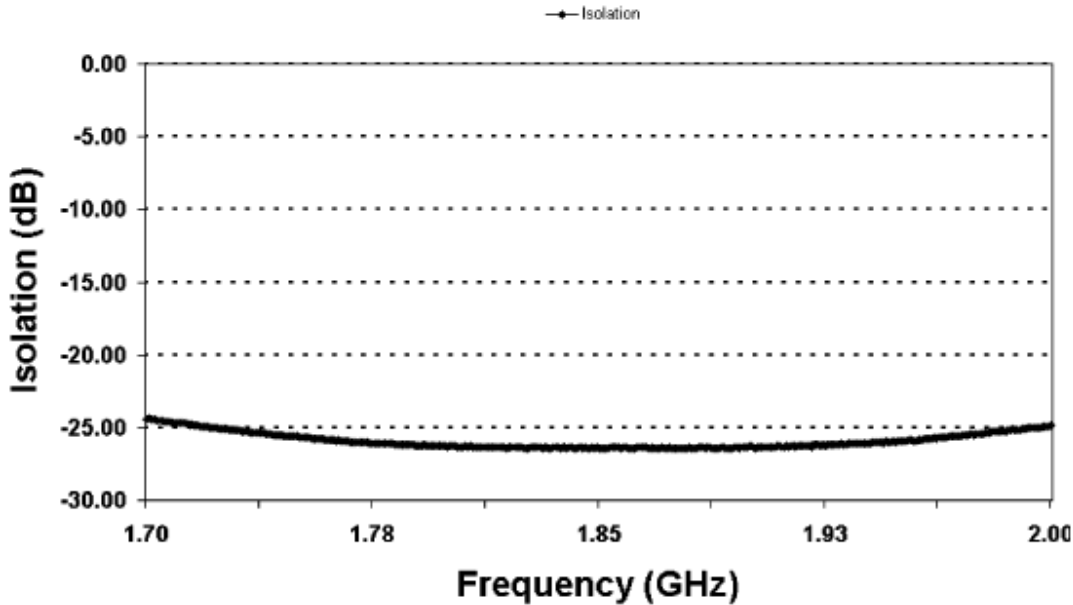


Transmission Loss

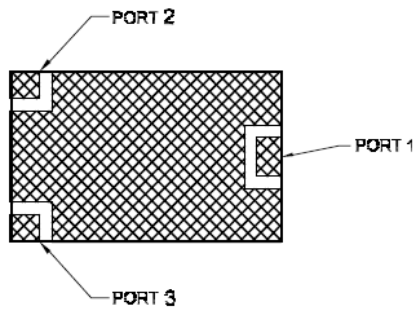


2-Way Splitter Combiner, 1700-2000MHz, 50 Watts, Surface Mount

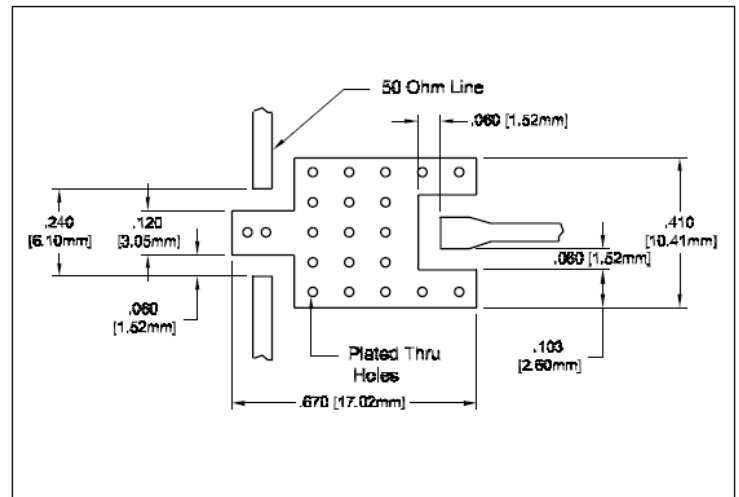
Typical Electrical Characteristics (S-Parameter data) Isolation



Pin Configuration



Mounting Configuration



Power Division

Port 1 Input
Port 2 & 3 3 dB Output

Combiner

Port 1 Combined Output
Port 2 & 3 Input